



# CHEVAL

MANUFACTURER



## FITTING INSTRUCTIONS



## HEADER EXTENSION FOR RAPE HARVESTING MACHINERY



**TO READ THOROUGHLY**

**BEFORE USING THE MACHINE**

**CONTACT : CHEVAL S.A.S - Rue du 150° RI - 55300 CHAUVONCOURT (France)**  
Tél. 00.333.29.89.05.88 - FAX 00.333.29.89.19.19

# TECHNICAL CHARACTERISTICS


## DIMENSIONS

- Header width from 3 meter (12 Ft) to 9m15 (30 Ft) depending upon the combine header.
- length : 0 m 91
- height : 0 m 90 without electric knife
- weight : for a 6m10 (20 Ft) without side knife 570 Kg, weight of the electric knife : 40 Kg

## SERVICE

- 1 - The level of oil of the genuine gear box must be regularly checked ;  
(please read combine harvester manufacturer instruction book)
- 2 - There is no greasing device on the CHEVAL header extension.
- 3 - It is recommended to grease the blades guides.
- 4 - It is required to check the thightening of the connecting rod nuts.

# HEADER EXTENSION FOR RAPE HARVESTING MACHINERY



Fitting on the existing header of the combine harvester.

Our header extension is manufactured with care in order to fit exactly to the existing header of the combine harvester.

## OPERATIONS

- Remove :**
- the mobile dividers
  - the side protection and driving guards
  - the genuine belt
  - Cut the edge of the two dividers (picture 1)
  - Present the hook fixation part and use the existing hole on to the header situated at 80 cm of the bottom part (picture 2)

Picture 1



Picture 2



Present the header extension in the axial on a flat soil by adjusting the height of the header of the combine harvester.

It is necessary to lift the covering metal with two tyre levers in order to come over the double fingers nuts of the machinery.

The hook fixation has a stroke of 100 to 150 mm to ease the tightness and the fitting of the header extension.

The combine header guard is being attached to the header extension.

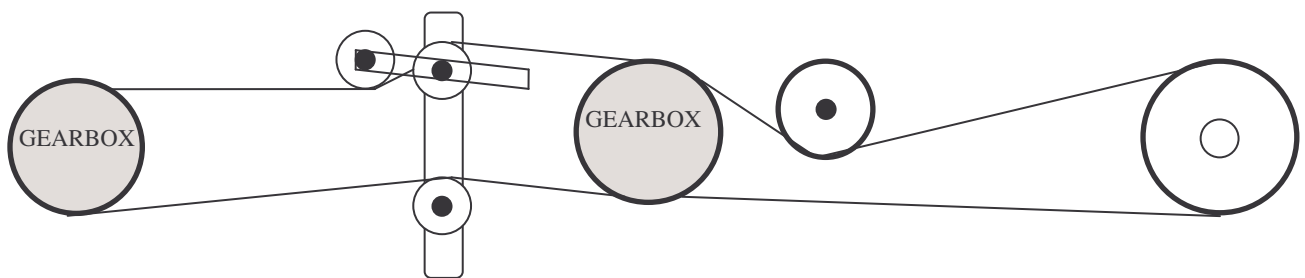


- Adjust the eyelet run at halve way.
- Position the hook.
- Drill two holes and fix the hook on the top of the header divider.
- On the New Holland header, there is a hole to be used.



Gear box driving by a new supplied and longer belt.

**Example of fitting of the belt on to a New Holland TX Combine.**



**Belt list in accordance with combine type**


Combine harvester	Belt reference	
NEW HOLLAND CX	COH 22X4622	<b>C182</b>
NEW HOLLAND CX coupe extra capacity	COH 22X4400	
NEW HOLLAND TX 60	COH 22X4622	<b>After 2003</b>
NEW HOLLAND TX 60	COH 22X4750	<b>Before 2003</b>
NEW HOLLAND TX 30	COH 22X4622	
NEW HOLLAND TC	COH 22X4750	
NEW HOLLAND 1500-8000	COH 22X4500	

NEW HOLLAND FIAT coupe C(C158)	COH 22X4045	3350-3700-3800
NEW HOLLAND FIAT coupe L(C167)	COH 22X4250	(L521-L524)
CASE 1030	COH 22X4750	
CLAAS SERIE 8	COH 22X4750	
JOHN DEERE 900	COH 22X4750	
CLAAS TYPE LEXION COUPE C	AGR 22-53001549	
JOHN DEERE coupe 800	COH 22X5334	
KHD 4090	COH 22X4400	

The Cheval header extension is supplied with a genuine New Holland gearbox for all combine header makes. We shall supply the necessary new driving belt which is guided and tightened by the rollers.

## SPECIAL CASES

We shall supply 1 stirrups to nut in the middle of the header extension for header extension from 6 m and above in order to strengthen it and insure rigidity of the plat-form.



*On certain type of combine harvester such as New Holland TX 36, it is necessary to fit a 3rd ram because of the weight of the header extension.*

All knives sections are genuine New Holland reference : 379720.

When you replace the first finger, it is necessary to fit a finger of the New Holland reference : 80916328.

### **Main references :**

References	Description
80850117	Gearbox
80754066	20 Ft front knife
80379720	Finger

PROTECTION

and

Safety



All Cheval header extension are supplied with complete side protections, carefully prepared to fit on any combine harvester...

**... it is absolutely necessary to install them, especially for safety reasons.**

The electric vertical side knives are supplied by specialised manufacturers, such as MORTL or MARECHAL. Their notice instructions and operation manuals are separately established and supplied by them.



# **INSTRUCTION NOTICE AND OPERATION MANUAL**

## **NUMBER ° 4674**

### **SECURITY PRECAUTIONS**

#### **1. Use not in conformity with the recommended use**

The header extension for rape seeds can be used only for rape harvesting. Its duty is to harvest. Hence, the header extension has to be horizontally fixed to the table of the combine header.

The constructor, CHEVAL SA will not accept any liability for any damage caused by any use out of this framework or misuse of the header extension. Therefore, eventual risks and casualties will be only at the owner and user responsibilities.

#### **2. Security precautions**

- a) Before using the header extension and put into service, it is strongly recommended to control and check if the header extension meets the safety criteria (including road, transport and service).
- b) As well as following the constructor recommendations, it is also advised to respect general safety recommendations and prevention of casualty prescriptions.
- c) The presence of any person in the action beam and area of the header extension and of the header of the combine harvester is strictly prohibited.
- d) When the driver is living his driving seat, and or when service is being done on the combine, it is required to stop the side knives and the header extension of the combine harvester. In order to do so, stop the engine of the combine, make sure the combine is perfectly parked and stop it by engaging the parking brake.
- e) The blade protector can only be removed before the use of the header extension in the field.
- f) Driving the combine harvester requires that service instructions are carefully observed and followed.



Conformity declaration in accordance with the "machinery"  
directive

(89/392/CEE amended)  
and with the transportation regulations in vigour

The manufacturer :

CHEVAL S.A. - Rue du 150ème R.I. - 55300 CHAUVONCOURT (FRANCE)

declares that the machinery described below :

**HEADER EXTENSION FOR RAPE HARVESTING MACHINERY**

Type :

Serial number :

- is complying to the European directive ref. 89/392/CEE amended as well as the European directive 86/188/CEE.

- is complying with the following dispositions of harmonised European norms and standards :

EN 294 - EN 349

Fait à CHAUVONCOURT, on

Pierre CARE

In case of reselling of this machinery, the present conformity  
declaration must be given to the buyer.